

## Lighting installation and maintenance

## SUPERB II



Thank you for purchasing our products.  
Be sure to keep this instruction manual

## Please read this manual carefully before operation

This manual cannot provide all the details about the lighting fixtures or possible differences with the actual product, as well as all possible unexpected situations related to installation, use and maintenance. For more details or if special problems other than those listed in this manual occur, please contact our company.

### ! WARNING

#### Beware of electric shock/beware of burns/install correctly

- This product should be installed by a full certified electrician in accordance with local building and electrical codes. Please do not modify the lamps or replace parts at will.
- Due to risk of electric shock, ensure that the main power source and circuit breakers are switched before performing any installation or wiring procedures. Do not use in places where corrosive gas and oil pollution may occur.
- Failure to properly support the fixture during installation may cause damage or injury, for which the manufacturer is not responsible. Ensure the light bracket/eye bolt is securely mounted and will support the weight of the fixture.

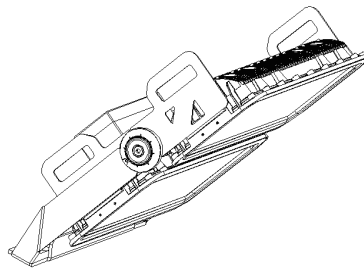
### Precautions before wiring



Electrical parameter requirements  
Please be sure to connect to the mains power supply that complies with the requirements of the lamp parameter label



Grounding requirements:  
This lamp needs to be grounded. Please ground it reliably according to the standards of the country where it is located



**Power:**300W/400W/600W/800W/900W/1200W

**Input Voltage:**AC200~240V/100~277V/200~480V 50/60HZ

**Angle:**10°/15°/20°/30°/24°/48°/15°35°/60°/90°/T4

**CCT:**5000K(2700~6500K)

**PF:**>0.92

### Usage Conditions

**Temperature:**(-20~+45)°C

Relative humidity below 95%

Used in the place without severe vibration , shock and shake

**Application:**Sport Grounds, Football Stadium, Golf Course,

Loading Areas ,Tennis Courts,Builing Lighting

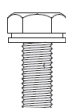
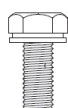
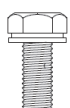
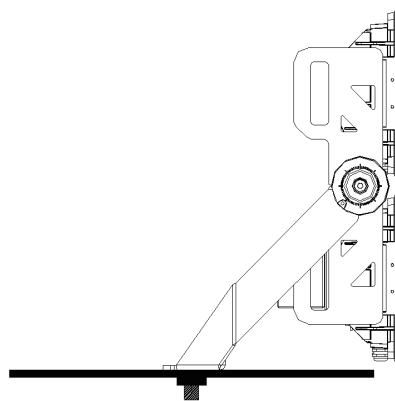
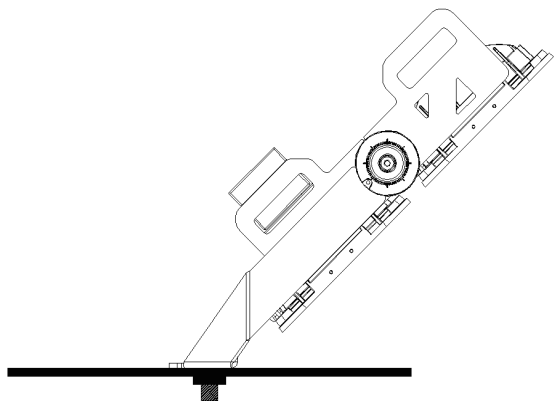


WARNING, ELECTRIC SHOCK HAZARD

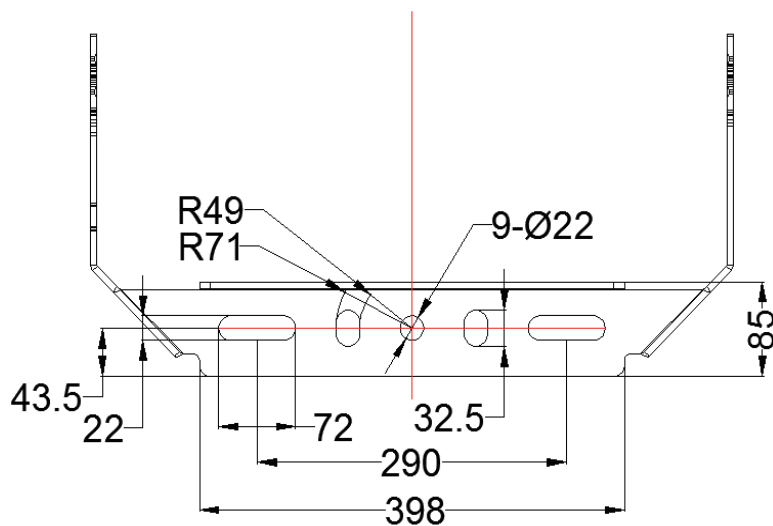
Lighting installation and maintenance

**SUPERB II**

**Installation**



M20 for 300W, 400W, 600W,  
800W, 900W, 1200W



1. Live work is forbidden
2. Installation by professional staff
3. Change product structure is forbidden
4. Please contact supplier once meet some problems.