

Lighting installation and maintenance

Golden



Thank you for purchasing our products.
Be sure to keep this instruction manual

Please read this manual carefully before operation

This manual cannot provide all the details about the lighting fixtures or possible differences with the actual product, as well as all possible unexpected situations related to installation, use and maintenance. For more details or if special problems other than those listed in this manual occur, please contact our company.

! WARNING

Beware of electric shock/beware of burns/install correctly

- Please install strictly according to the instructions.
Improper installation may cause accidents such as falling, electric shock, fire, etc.
- Please do not modify the lamps or replace parts at will.
Avoid accidents such as lamps falling, electric shock, fire, etc.
- To ensure safety, be sure to connect the ground wire before connecting the power cord.
- Do not use in places where corrosive gas and oil pollution may occur.
Avoid accidents such as falling, electric shock, fire, etc.

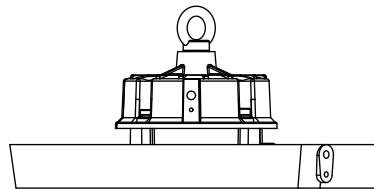
Precautions before wiring



Electrical parameter requirements
Please be sure to connect to the mains power supply that complies with the requirements of the lamp parameter label



Grounding requirements:
This lamp needs to be grounded. Please ground it reliably according to the standards of the country where it is located



Safety Instructions

Only professional electricians and those who have been trained are allowed to install and maintain the light.
This should be done according to this guide and related national requirements as well.

- Please be sure to observe the technical requirements in this guide.
- Any changes on structure without permission are not allowed.
- Please be sure that the light is working in a right condition.
- Only the spare parts from original manufacturer are allowed to use.
- Only qualified electricians, or the engineers from manufacturer are allowed to install and maintain the light.
- This guide are not allowed to be left inside of the light.
- Besides the technical requirements in this guide, please be sure to observe the related national rules as well.
- Please be sure to check the working environments of the light according to the specifications on the name plate.
- Please be sure that the ground stud is reliably connected to the ground wire.

Maintenance

Warning!

In order to avoid electric shocks: Please be sure to cut off the power supplies before installation and maintenance!

The light should be installed in power systems with ground wire!

Please be sure to check following parts during maintenance:

- Housing and lens, check if there are any nicks and damages.
- Gasket, check if it is working properly.
- Terminals and plugs, check if it is reliable.

Repairing

- Only the original spare parts can be used.
- Please be sure to cut off power supply before opening the light.
- Any problems happened during repairing, please be sure to send the light to the manufacturer.
- Repairing should be done by the engineers from manufacturer or qualified electricians.
- Any change of the structure without permission is not allowed.

Auxiliary cable entries should be installed according to the instruction manual.

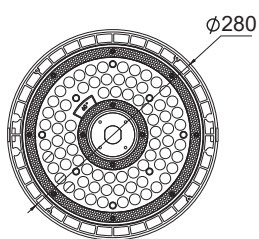
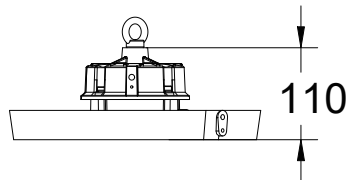
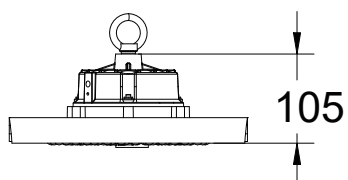


WARNING, ELECTRIC SHOCK HAZARD

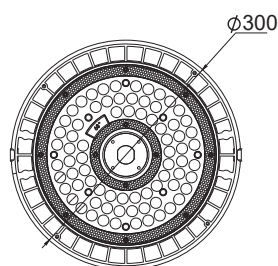
Lighting installation and maintenance

Golden

Dimensions

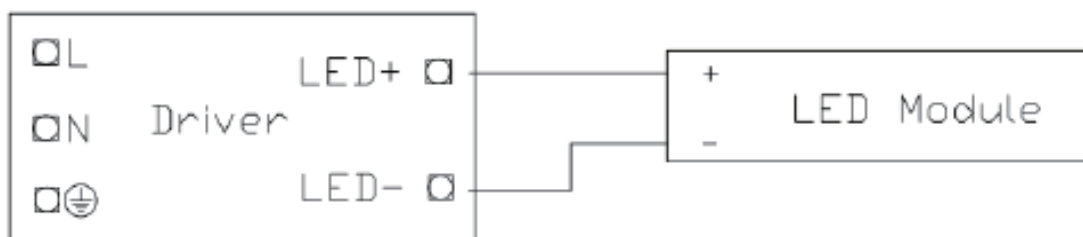


80-120W



150-180W

Wiring diagrams



Announcement

All the announcements, technical specifications and recommendations listed in this guide are based on reliable information and tests. The accuracy and completeness are not ensured. According to terms and conditions of sale, if working requirements are beyond the conditions listed in this guide, please check carefully if the product are suitable and be responsible for all the corresponding risks and duties.